

如何拍摄照片 How to shoot the photo online

1. Login to WeChat

2. Search and open the mini program “江苏图采”, or follow the wechat official account “江苏省招就中心”, choose the item“图像采集”




3. Scan or upload the personal QR code to log in. After the name verification is passed, follow the steps.



4. Type your Chinese phone number



5. Read the university's notice



6. Reading Precautions for Photo Shooting



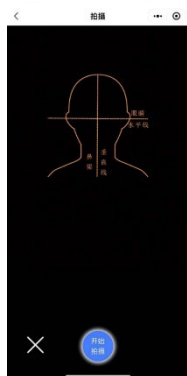
7. Select to receive notifications:

It is suggested that students choose to receive photo status notification and payment result notification so as to know their progress in time.

8. Select the requirements for on-site shooting, and click “Next” to enter the shooting. Only rear camera shooting is allowed here (you need to complete watching the video before clicking Next):




9. Click “Next” to enter the shooting interface. Try to place in the viewfinder.



10. After clicking "Start shooting", the photo preview will be displayed. If there is no problem, click "OK" for photo making



11. After the production is completed, the system will automatically test, if pass, the photo will be automatically stored in the draft box, if not pass, please read the corresponding message and back to re-take.



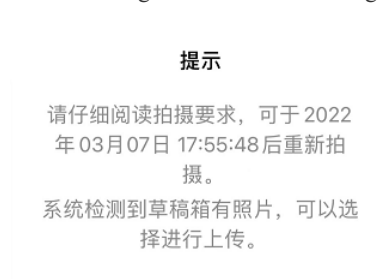
12. In case of multiple failures in shooting, the account will be locked, please contact academic office to unlock with by email, (ie_academic@hhu.edu.cn) with the following content: “Certificate photo account unlock + Student ID number”. The locked message is shown as following.

提示

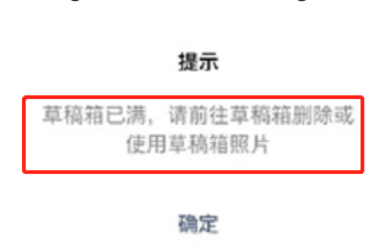
系统检测到您的照片多次未通过活体检测，请联系学校图采工作部门进行账号解锁。
系统检测到草稿箱有照片，可以选择进行上传。

去草稿箱


13. In case of multiple failures of other reasons, the account will be locked and you need to wait for some time then restart. The locked message is shown as following.



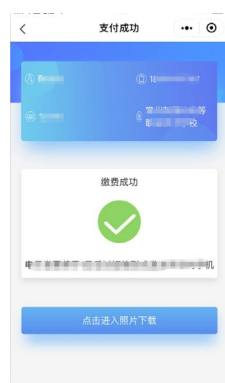
14. Draft box photos can be deleted after 24 hour. **If the box is full, you can't shoot.** The message is shown as following.



15. After passing the detection, click Next to enter the step of uploading, where you can also choose to return to the draft box and select other photos of the draft box.



16. After uploading, the system will enter the last page to pay by WeChat in the system.



17. Photo download page. If the system has been completed, you can download and save the photo.

